







**OPTION 1**  
3D WOOD LETTERS





## OPTION 2

3D LIGHT BOX LETTERS





### OPTION 3

STAINED CONCRETE WITH CMT CUT OUT WITH VINYL FLOOR INFO.  
LIGHT SHINING THROUGH CMT AND OUTSIDE EDGES





## **OPTION 4**

METAL. CMT & NUMBERS CUT OUT WITH LIGHTING SHINING THROUGH.  
CMT WOOD PIECE STANDING OFF IN FRONT. WOOD BASE. DARK GRAY VINYL.



## OPTION 5

WOOD PANELS WITH CMT CUT OUT. LIGHT SHINING THROUGH.  
DARK BROWN VINYL ON ACRYLIC STAND OFF PIECE.





## **OPTION 6**

DARK WOOD WITH CMT & LETTERS CUT OUT. LIGHT SHINING THROUGH.  
STEEL BASE. SILVER VINYL.

DON'T HAVE TO NECESSARILY USE REAL WOOD, COULD HAVE VENEER.



## OPTION 7

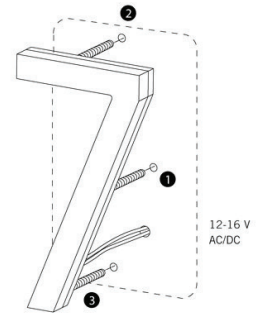
STEEL CUTOUT OVER WOOD. BROWN VINYL.





## OPTION 8

WOOD PANELS WITH LIGHT BEHIND. GRAY VINYL.







## OPTION 9

DARKER WOOD. POSSIBLE VENEER. WHITE VINYL.



*old design*



## **OPTION 10**

STEEL LETTERS WITH LIGHT BEHIND.



## **OPTION 11**

BLACK REFLECTIVE MATERIAL WITH LETTERS CUT OUT AND LIGHT BEHIND.





## FLOOR INFO. OPTION BETWEEN ELEVATORS

When the center focus is just “CMT.” The floor information can be between the elevators. Vinyl would be easily replaceable.